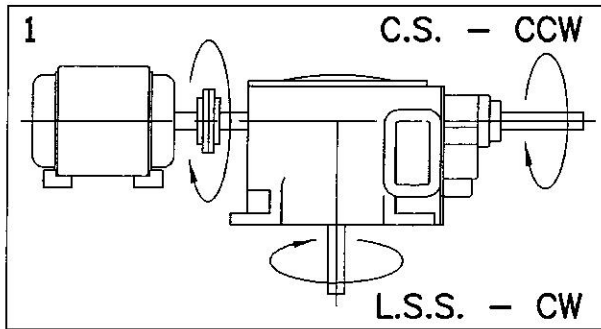


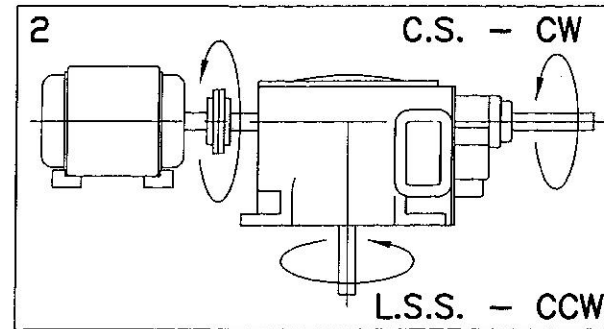
A.P. Clutch Rotation Selection Table
Showing Relationship between clutch rotation &
low speed shaft rotation when clutch is driving.

Low speed shaft rotation viewed from top of unit.
 Clutch rotation viewed from clutch drive shaft extension.
 C.S. = Clutch shaft extension.

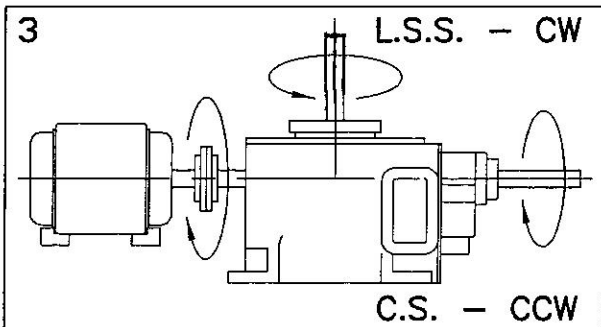
**3 & 5 Air Preheater Reducer
 Triple Reduction**



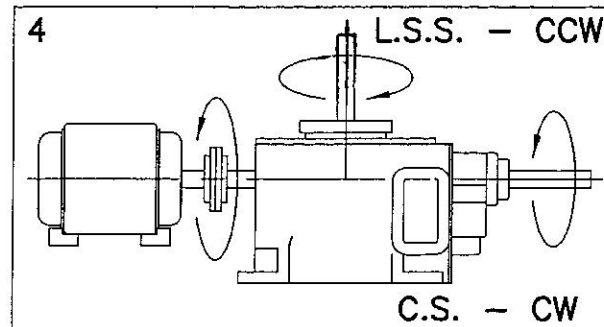
Down Shaft



Down Shaft



Up Shaft



Up Shaft